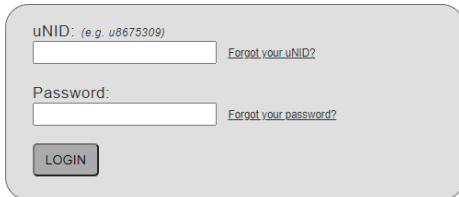


## Creating a UOSFA Secure Portal Account for Students Who have Completed 2022-2023 FAFSA

Close **ALL browser windows** and then open the following link <http://utah.verifymyfafsa.com> in a new window browser. You can use Chrome, Microsoft Edge, Safari or Firefox. Internet Explorer is not supported browser.

- Once you click on the link, it will direct you to login page

### Login



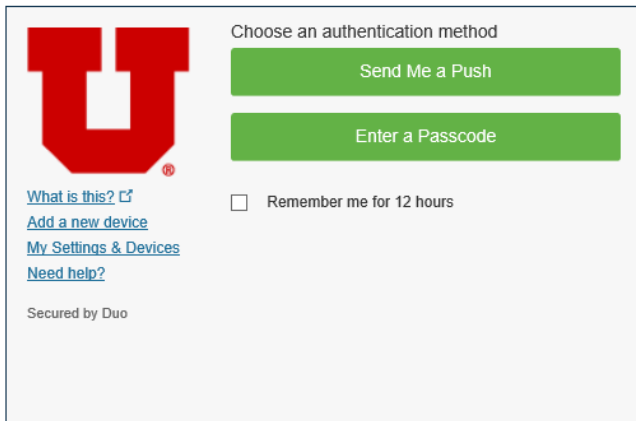
uNID: (e.g. u8675309)  
 [Forgot your uNID?](#)


Password:  
 [Forgot your password?](#)

**Caution:** Before entering your uNID or password, verify that the address in the URL bar of your browser is directing you to a University of Utah web site.

**Important security information:** This login uses cookies to provide access to the site you requested and to other protected University of Utah websites. For your security, log out of the services you are using and exit your browser when you have finished your session. Some browsers, including Google Chrome, retain cookie information by default even after you close your browser. Review your browser's support documentation to set your browser to clear cookies automatically upon exit. [Instructions for Google Chrome](#)

- Login by using your University student ID (u0000000) and CIS password
- Complete the two-factor authentication step DUO, if applicable





Choose an authentication method

Remember me for 12 hours

[What is this? ↗](#)  
[Add a new device](#)  
[My Settings & Devices](#)  
[Need help?](#)

Secured by Duo

### Create Your Account

This is a one-time account creation. You will be asked for some basic information when creating your account. This information is used to validate your identity so that electronic signatures can be used on future forms.

- **First Name, Last Name, Date of Birth and SSN** must match the FAFSA in UOSFA's Secure Portal. First and Last Name (pulled in from CIS login) should not be changed unless it does not exactly match the FAFSA. The FAFSA limits the last name to 16 characters and the first name to 12 characters.
- Preferred email defaults to your Utah email address (pulled in from Umail login) and will be used for messaging within the UOSFA Secure Portal. Incoming freshmen may update email address if needed.
- Phone Number, if provided, will only be used to send financial aid related text messages.

- Click on 'Create Account' button

[Create Account](#)

- Enter/confirm your student information

**THE UNIVERSITY OF UTAH®**

**Create Account**

\* Preferred Email \* Required

Confirm email

- Choose username [Username requirements](#)

- Create password [Password requirements](#)

- Confirm password

**Confirm Student Information**

Information provided in the fields below must match information provided on the Free Application for Federal Student Aid (FAFSA). Please make any necessary corrections to ensure an exact match to the FAFSA.

[Why do I have to provide this?](#)

\* First name

\* Last name

\* Date of birth

\* Social security number

Student ID

Phone Number  
Provide a phone number to subscribe to mobile phone text messages for account updates.  
(Standard text message charges apply)

\* I accept the [privacy policy](#)

**Create Account**

By using the site, you agree to the [Terms of Use](#).  
Already have an account? [Login](#)

- Click 'Create Account' button

Once you have created the account, you will be able to view your tasks if applicable

**Contact Information:** <https://financialaid.utah.edu/contact-us.php>